



2008-2009 GMT Quarterly Report for District (or Undistricted) **District 37 S**



GMT: **BUSTER D HALL**

Location: **MONTANA**

GMT CA: **1 & 2**

CLUBS

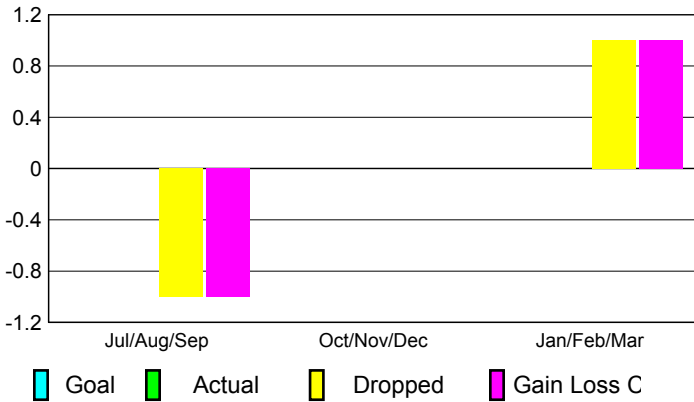
Club Results 2008-2009

Clubs 2007-2008

Month	New Club Goal	Actual New Clubs	Actual Dropped Clubs	Gain/Loss of Clubs	Gain/Loss of Clubs
Jul/Aug/Sep	0	0	-1	-1	0
Oct/Nov/Dec	0	0	0	0	0
Jan/Feb/Mar	0	0	1	1	0
Totals	0	0	0	0	0

Club Results 2008-2009

Goal, New, Dropped, Gain/Loss



MEMBERSHIP

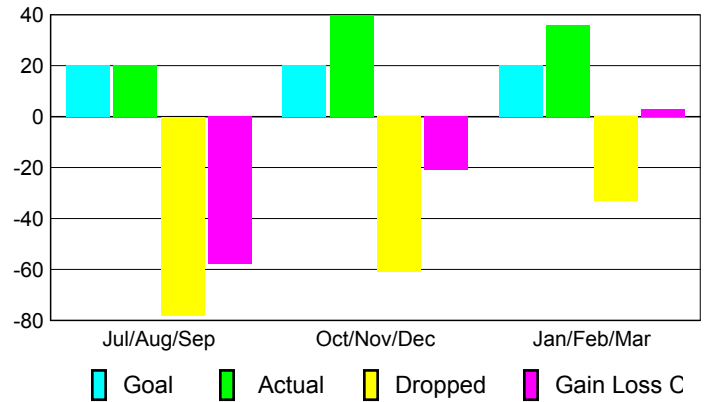
Membership Results 2008-2009

Membership 2007-2008

Month	Net Memb Goal	Actual New Memb	Actual Dropped Memb	Gain/Loss of Memb	Gain/Loss of Memb
Jul/Aug/Sep	20	20	-78	-58	-9
Oct/Nov/Dec	20	40	-61	-21	9
Jan/Feb/Mar	20	36	-33	3	31
Totals	60	96	-172	-76	31

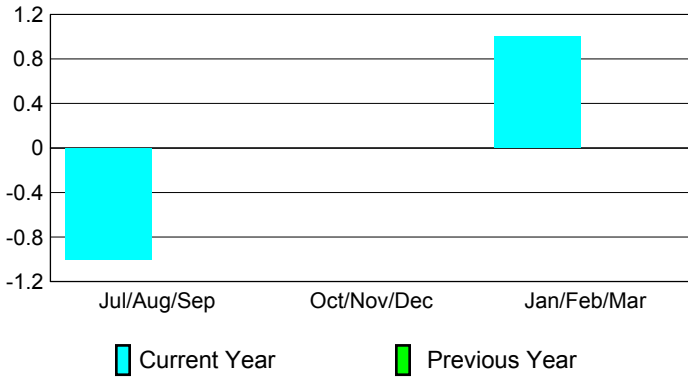
Membership Results 2008-2009

Goal, New, Dropped, Gain/Loss



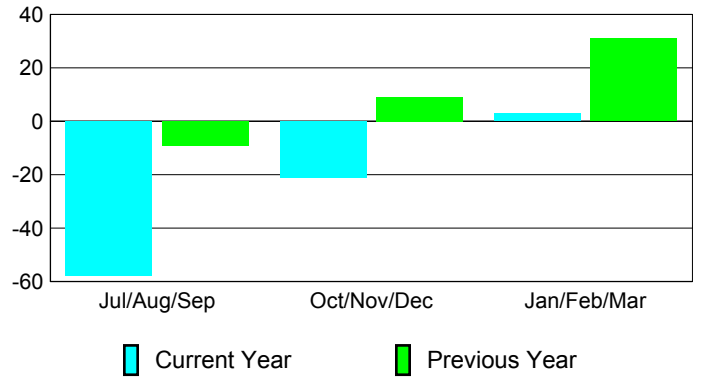
Comparison of Club Gain/Loss

Current Year Compared to the Previous Year



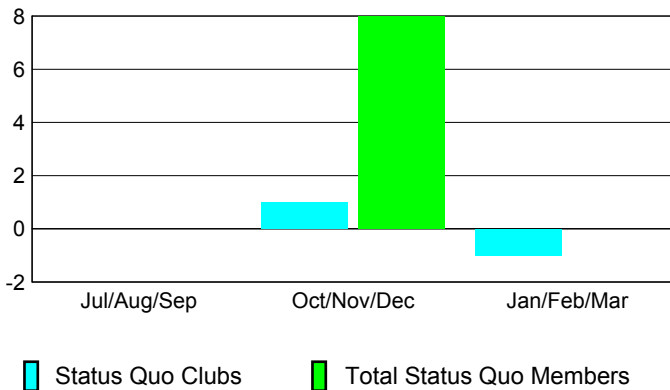
Comparison of Membership Gain/Loss

Current Year Compared to the Previous Year



YTD Status Quo Clubs 2008-2009

Status Quo Clubs Compared to Status Quo Members



Gender Comparison 2008-2009

